

HBE-95 Brush or Spray Applied High Build Epoxy

For more than 35 years, Canusa-CPS has been a leading developer and manufacturer of specialty pipeline coatings for the sealing and corrosion protection of pipeline joints and other substrates. Canusa-CPS high performance products are manufactured to the highest quality standards and are available in a number of configurations to accommodate many specific project applications.

Product Description

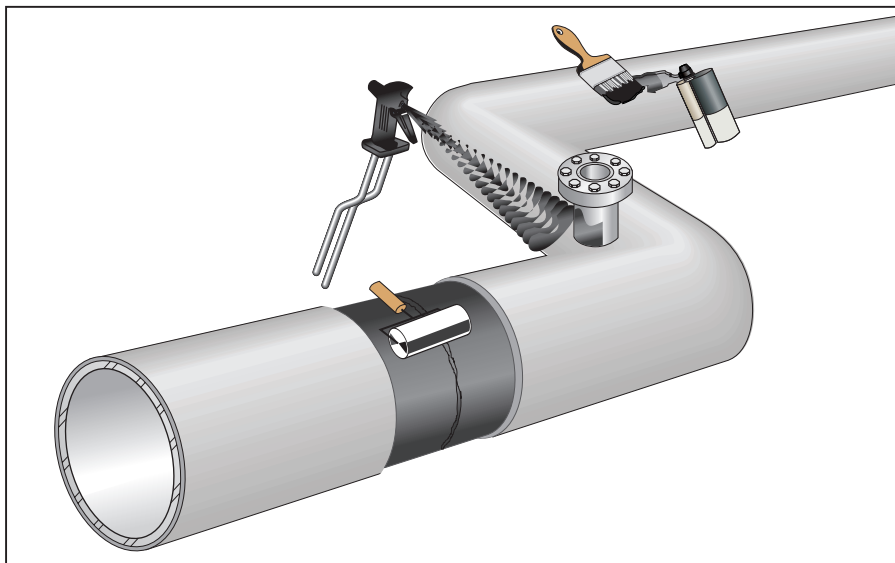
HBE-95 is a state-of-the-art, 100% solids, two component epoxy coating system which has been specifically formulated as a pipeline coating. Applied to bare steel, HBE products are used for protection of pipeline field joint girth welds, valves and fittings, as a holiday repair material on FBE coated pipe or for pipeline coating rehabilitation.

Typical Uses

Protective coating for pipelines in buried or immersed applications. Used as a direct-to-metal corrosion resistant coating and as a rehab coating on steel pipelines and at girth welds. Also used as damage or holiday repair material for epoxy mainline coatings. Excellent coating for pipeline valves, fittings, and bends.

Features & Benefits

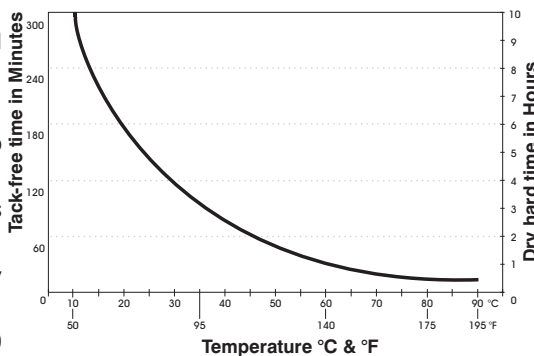
- High build in a single coat
- Sets and cures over a broad temperature range
- Excellent adhesion to grit blasted steel - an ideal mainline corrosion coating for pipelines
- Superior adhesion to Fusion Bonded Epoxy (FBE) coatings - ideal coating for joint protection and repair of FBE coated pipe
- Can be used for mainline FBE coating repair and rehabilitation
- Suitable for girth weld protection during directional drilling
- Excellent chemical resistance
- Outstanding resistance to cathodic disbonding up to 95°C (203°F) operating temperatures
- Easily applied with brush, roller or a heated, airless spray system
- Zero VOC's, 100% solids is environmentally friendly
- Single pass thickness of 20-40mils (500 - 1000 microns)



Technical Data








- **Coating Description**
Epoxy
- **Conversion to Solids**
100%
- **Theoretical Coverage**
 - 425 mil-sq. ft./litre
 - 1605 mil-sq. ft./US gallon
 - 1.0 mm-m²/litre
- **Typical Thickness**
>20 mils (500 microns)
- **Flashpoint (T.C.C.)**
>95°C (200°F)
- **Mixing Ratio (By Volume)**
3 Parts Base : 1 Part Cure

Typical Cure Schedule for HBE-95








*Refer also to Canusa technical bulletin "HBE Cure MTB" for additional information.

Applications

-  Oil & Gas
-  Water Pipelines
-  Repair & Rehab
-  Abrasion Coating
-  Corrosion Coating
-  Girth-Weld Joints
-  Fittings & Bends

Configurations

-  Spray Application
-  Brush Application
-  Roller Application
-  2-part Cartridge
-  Sleeve Compatible

Temperature Range

-  Up to 95°C (203°F)

HBE-95

Typical Product Properties

Corrosion and Abrasion-Resistant High Build Epoxy Coating

| Cured Coating Performance Properties | Test Standard | Unit | Typical Values |
|--------------------------------------|---------------|--------------------------|----------------|
| Hardness | ASTM D2240 | Shore D | > 85 |
| Adhesion to steel* | ASTM D4541 | psi | >2000 psi |
| to FBE(gloss removed) | ASTM D4541 | psi | >2000 psi |
| Cathodic Disbondment Rating | | | |
| 28 day 23°C | CSA Z245.20 | mm, radius | <3 |
| 28 day 80°C | CSA Z245.20 | mm, radius | <8 |
| 28 day 95°C | CSA Z245.20 | mm, radius | <8 |
| Impact at 25mils(625 microns) | | | |
| at -30°C | CSA Z245.20 | Joules (in-lb) | >3.0 (26.5) |
| at 25°C | CSA Z245.20 | Joules (in-lb) | >3.0 (26.5) |
| Hot Water Immersion | | | |
| 28 days 75°C | CSA Z245.20 | 1 to 5 | 1, excellent |
| 28 day 95°C | CSA Z245.20 | 1 to 5 | 1, excellent |
| Water Absorption | ASTM D149 | % | <0.1 |
| Dielectric Strength | ASTM D543 | Volts/micron (volts/mil) | > 16 (400) |
| Chemical Resistance | | various solutions | excellent |

* (SSPC-SP10; 2-4 mil profile)

Surface Preparation, Clean-up, Storage & Safety

| Surface Preparation | Clean-up, Storage & Safety |
|---|---|
| <p>Direct-to-steel:</p> <ul style="list-style-type: none"> Remove all visible deposits of oil, grease and other contaminants by solvent washing in accordance with SSPC SP1. Abrasive blast surface to Near-White (SSPC-SP10; NACE 2; Sa2½) or better, with a 2-4 mil blast profile. All weld splatter must be removed from the surface and rough welds must be ground smooth prior to coating. <p>On cured pipe coating:</p> <ul style="list-style-type: none"> Remove gloss on surface by light abrasive blasting or power tool. All surfaces to be coated must be completely dry, free of moisture, soil, dust and grit at the time the coating is applied. | <p>Clean-up</p> <ul style="list-style-type: none"> For clean-up use xylene, MEK or mixture. <p>Storage</p> <ul style="list-style-type: none"> Products must be shipped and stored at temperatures between 5°C (40°F) and 40°C (105°F). DO NOT FREEZE. Shelf life of 3 years when stored as specified. <p>Safety</p> <ul style="list-style-type: none"> Material Safety Data Sheet and product labels contain detailed health, hygiene and safety information. This coating is intended for industrial use by properly trained professional applicators. Do not apply without adequate air exchange and ventilation in enclosed areas. Use fresh air respirator in confined areas. Wear protective clothing when spraying the coating. Breathing fumes or contact with skin can cause respiratory and other allergic reactions in some people. |

Mixing & Application Instructions

| Application Instructions |
|--|
| <ul style="list-style-type: none"> HBE-95 must be applied to clean dry surface only. Ambient conditions for successful application include: relative humidity less than 85%; and temperature greater than 3°C (5°F) above the dew point. The acceptable substrate temperature range for application is 10°C (50°F) to 100°C (212°F). Applying onto warm substrate greater than 38°C (100°F) enhances coating adhesion. Formulated to mixing ratio of 3 parts Base to one part Cure by volume. If additional coats are required, they shall be applied while the preceding coat is still tacky (no tie coat needed). The maximum over-coating interval shall not exceed two (2) hours at 25°C (77°F) without roughening the surface. If recoating interval has been exceeded, surface must be blast roughened prior to application of topcoat. A minimum of four (4) hours curing above 20°C (68°F) is required prior to handling. Handling time may be longer at lower temperatures. Backfill only after Shore D hardness reaches 70. <p>Brush Grade:</p> <ul style="list-style-type: none"> Apply thoroughly mixed epoxy by brush, roller or trowel. When coating pipe, remove application tools on the upstroke to prevent pulling material down and off the pipe bottom. Refer to HBE-95 brush grade Installation Guide for detailed information. <p>Spray Grade:</p> <ul style="list-style-type: none"> HBE-95 Spray Grade shall be applied to the specified Dry Film Thickness (DFT) in a single application using a 3:1 mix-ratio Graco Hydra-Cat two-component spray equipment or approved equal. Pot-life of mixed components in spray hose is less than 1 minute. Detailed application instructions and technical support are available from Canusa. |

How to Order:

| | Product Designation | Package Contents |
|-------------|---------------------------|---|
| Brush Grade | HBE-95-BG Kit-0.5 | 375mL of HBE-95 Base, 125mL of HBE-95-BG Cure |
| | HBE-95-BG Kit-1.0 | 750mL of HBE-95 Base, 250mL of HBE-95-BG Cure |
| | HBE-95-BG Kit-1.5 | 1125mL of HBE-95 Base, 375mL of HBE-95-BG Cure |
| | HBE-BG/FC Cartridge | 400ml 3:1 ratio Cartridge |
| Spray Grade | HBE-95-BG Application Kit | 1 pair of rubber gloves, mixing sticks, application scraper |
| | HBE-95-SG Base-19 | 19 L (5 US Gal) of HBE-95-Spray Grade Base |
| | HBE-95-SG Base-200 | 200 L (52.8 US Gal) of HBE-95-Spray Grade Base |
| | HBE-95-SG Cure-19 | 19 L (5 US Gal) of HBE-95-Spray Grade Cure |
| | HBE-95-SG Cure-200 | 200 L (52.8 US Gal) of HBE-95-Spray Grade Cure |



A SHAWCOR COMPANY

www.canusacps.com

Canada

CANUSA-CPS
a division of SHAWCOR LTD.
25 Bethridge Road
Rexdale, Ontario
M9W 1M7,
Canada
Tel: +1 (416) 743-7111
Fax: +1 (416) 743-5927

U.S.A./Latin America

CANUSA-CPS
a division of SHAWCOR INC.
2408 Timberloch Place
Building C-8
The Woodlands, Texas
77380, U.S.A.
Tel: +1 (281) 367-8866
Fax: +1 (281) 367-4304

Europe/Middle East

CANUSA-CPS
a division of Canusa Systems Ltd.
Unit 3, Sterling Park
Gatwick Road
Crawley, West Sussex
England RH10 9QT
Tel: +44 (1293) 541254
Fax: +44 (1293) 541777

Asia/Pacific

CANUSA-CPS
BrederoShaw (S) Pte Ltd
101 Thomson Road
#17-01/02, United Square
Singapore
307591
Tel +65-6732-2355
Fax +65-6732-9073

Canusa warrants that the product conforms to its chemical and physical description and is appropriate for the use stated on the installation guide when used in compliance with Canusa's written instructions. Since many installation factors are beyond our control, the user shall determine the suitability of the products for the intended use and assume all risks and liabilities in connection therewith. Canusa's liability is stated in the standard terms and conditions of sale. Canusa makes no other warranty either expressed or implied. All information contained in this installation guide is to be used as a guide and is subject to change without notice. This installation guide supersedes all previous installation guides on this product. E&OE

Printed on recycled paper. Recyclable. PDS-HBE-95-BG&SG-rev010